Flow Switches

BFS-30-N / BFS-30-O

for liquids from 30 up to 600 cSt,
with or without optical display

Features

viscosity compensated from 30 up to 600 cSt,
set point continuously adjustable,
rugged, low hysteresis, any mounting position,
high accuracy and functional safety,
optional with pointer-indicating instrument,
ship approvals available for N-versions

Measuring ranges

0.5...1.5 l/min to 35...110 l/min
for liquids from 30 up to 600 cSt.

Applications

Measuring and monitoring of liquids, e. g. in cooling or hydraulic systems, test beds, pumps etc.

Technical Data

BFS-30-N (without indication)				
Measuring principle:	variable aera flow meter			
Materials: Flow meter: Spring: Fitting: Housing:	brass version brass 1.4571 brass, nickel-plated brass, nickel-plated		stainless steel vers. 1.4571 1.4571 1.4571 1.4571	
Operating pressure: BFS-30-N, N E: BFS-30-L:	brass 250 bar 300 bar	brass GL 100 bar 100 bar	VA 300 bar 350 bar	Press.drop 0,02...0,4 bar 0,02...0,2 bar
Operating temp.:	120 °C (standard), 160 °C (option HT)			
Accuracy:	±10% f. s.			
Electrical connection:	plug acc. to DIN EN 175301-803 (Ex DIN 43650C)			
Contact rating: **BFS-30-L** **BFS-30-N, N E**	230 V / 3 A / 60 VA 250 V / 1,5 A / 50 VA 250 V / 3 A / 100 VA 250 V / 1,5 A / 50 VA		(NO) (SPDT) (NO) (SPDT)	
Protection class:	IP65 (plug acc. to DIN EN 175301-803 - Ex DIN 43650C) IP67 (with moulded cable)			
Approvals:	e.g. ATEX, GL, BV,...see www.barksdale.de			

Technical Data

BFS-30-O (with optical indication)			
Measuring principle:	variable aera flow meter		
Materials: Flow meter: Spring: Fitting: Housing: Display Housing:	brass version brass 1.4571 brass, nickel-plated brass, nickel-plated Makrolon	stainless steel vers. 1.4571 1.4571 1.4571 1.4571 Makrolon	
Operating pressure: BFS-30-O, O E:	brass 250 bar	VA 300 bar	Press. drop 0,02...0,4 bar
Operating temp.:	120 °C (standard), 160 °C (option HT)		
Accuracy:	±10% f. s.		
Electrical connection:	plug acc. to DIN EN 175301-803 (Ex DIN 43650C)		
Contact rating: **BFS-30-O, O E**	250 V / 3 A / 100 VA 250 V / 1,5 A / 50 VA	(NO) (SPDT)	
Protection class:	IP65 (plug acc. to DIN EN 175301-803 - Ex DIN 43650C) IP67 (with moulded cable)		
Approvals:	see www.barksdale.de		

Switch ranges

versions	in l/min	Process connections
BFS-30-L:	0,5…1,6	G1/2
	0,8…3,0 / 2,0…7,0	
BFS-30-N:	0,5...1,5 / 1,0...4,0	G1
	2,0...8,0 / 3,0...10	
	5,0...15 / 8,0...24	
	10...30 / 15...45	
	20...60 / 30...90	
	35...110	
BFS-30-N E:	1,0...20 / 4,0...40	
	5,0...50 / 8,0...60	
	12...70 / 15...80	

Switch ranges

versions	in l/min	Process connection
BFS-30-O:	0,5...1,5 / 1,0...4,0	G1
	2,0...8,0 / 3,0...10 5,0...15 / 8,0...24	
	10...30 / 15...45 20...60 / 30...90	
	35...110	
BFS-30-O E:	1,0...20 / 4,0...40	G1
	5,0...50 / 8,0...60	
	12...70 / 15...80	

Dimensions (mm / *inch*)

BFS-30-N / L

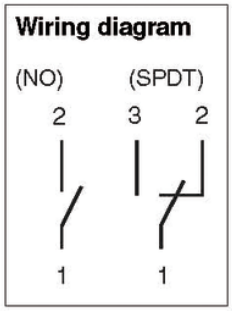

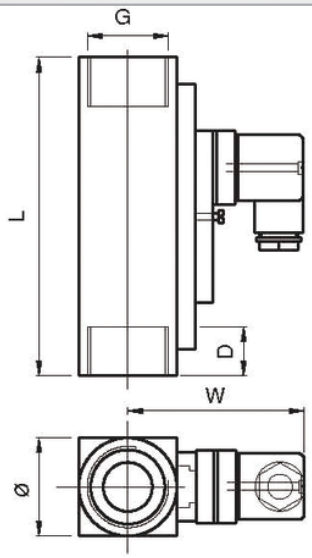

BFS-30-O

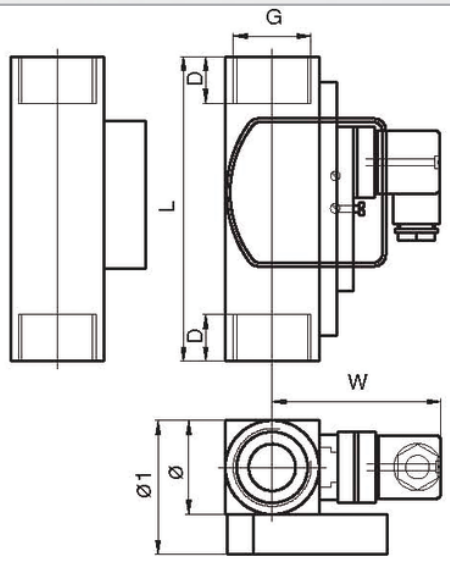

(G)	G 1/4	G 1/2	G 3/4	G 1	1/2" (BFS-30-L)
(hex)	34	34	34	40	27
(Ø)	40	40	40	40	31
(W)	76	76	76	76	52
(D)	21	21	21	17	14
(L)	152	152	152	130	90
Weight (g)	1500	1425	1340	1160	350

(G)	G 1/4	G 1/2	G 3/4	G 1
(hex)	34	34	34	40
(Ø)	40	40	40	40
(W)	76	76	76	76
(D1)	57	57	57	57
(L)	152	152	152	130
Weight (g)	1590	1515	1430	1250

Order Code

Brass	Description	Stainless Steel	Description
0713-266.X	BFS-30-L-G1/2-MS-NO-ST	0713-269.X	BFS-30-L-G1/2-SS-NO-ST
0713-267.X	BFS-30-N-G1-MS-NO-ST	0713-270.X	BFS-30-N-G1-SS-NO-ST
0713-268.X	BFS-30-NE-G1-MS-NO-ST	0713-271.X	BFS-30-NE-G1-SS-NO-ST
0713-272.X	BFS-30-O-G1-MS-NO-ST	0713-274.X	BFS-30-O-G1-SS-NO-ST
0713-273.X	BFS-30-OE-G1-MS-NO-ST	0713-275.X	BFS-30-OE-G1-SS-NO-ST
0713-348.X	BFS-30-L-G1/2-MS-WE-ST	0713-351.X	BFS-30-L-G1/2-SS-WE-ST
0713-349.X	BFS-30-N-G1-MS-WE-ST	0713-352.X	BFS-30-N-G1-SS-WE-ST
0713-350.X	BFS-30-NE-G1-MS-WE-ST	0713-353.X	BFS-30-NE-G1-SS-WE-ST
0713-354.X	BFS-30-O-G1-MS-WE-ST	0713-356.X	BFS-30-O-G1-SS-WE-ST
0713-355.X	BFS-30-OE-G1-MS-WE-ST	0713-357.X	BFS-30-OE-G1-SS-WE-ST
Adapter			
Brass	Process connection	Stainless Steel	Process connection
0799-026	1"...1/4"	0799-029	1"...1/4"
0799-027	1"...1/2"	0799-030	1"...1/2"
0799-028	1"...3/4"	0799-031	1"...3/4"
Order number example: Order number + switching range = 0713-266.X, 0,8...3,0 l/min			

Description

NO = normally open	NE = without indication, enlarged meas. range	MS = brass	**Please specify switching range (see table on page previous) additional to order number.**
WE = change-over	OE = with indication enlarged meas. range	SS = stainless steel	
	L = without indication, low cost		
	O = with indication		
	N = without indication		